


Poultry Pecking:

Which area of the bird is being pecked?

Back of the Head:

- Light Intensity
- Environmental Discomfort
- Too Hot
- Too Bright
- Over Crowded
- Methionine Deficiency (if eating feathers)



Light Intensity:

- 40% Direct light transmission for whatever is shading your birds. The green cover with 40% light transmission works best.
- Remove clear plastic, etc. because of refraction and overstimulation of light. This gets worse after there's a fresh snow.

Overcrowding:


- Birds need at least 1.5-2.0 sq. ft. per bird indoor space.

Methionine Deficiency:

- Only if birds are eating the feathers they peck.

Saddle:

- Roosters
- Early Sign of Molting
- Lack of Protein (or incorrectly roasted soybeans)
- Methionine Deficiency



Roosters:

- Roosters tend to scratch/peck the saddle feathers, and then the hens do the rest.


Early Sign of Molting

Dietary:

- Could be a lack of crude protein or methionine
- Could also be improperly roasted soybeans
- Even if methionine is balanced correctly in the ration, the birds will still eat feathers if the soybeans haven't been roasted properly

Tail:

- Over Crowding
- Competition for space
 - Feeder/Waterer Space



Not enough living space

- Hybrids need a minimum of 1.5 sq. ft. per bird and heritage breeds need at least 3 sq. ft. of indoor space.

Not enough feeder/waterer space


- Need 3-4" of linear feeder & waterer space per bird by 8 weeks
- Need 3/4 -1" of round feeder & waterer space per bird by 8 weeks

Vent:

- Mites/Lice
- Peck Outs
- Self-Grooming

If vent is prolapsed, it's a peck out

- Walk the flock and pick up birds trying to lay eggs on the ground. Put them in nest boxes
- Make sure there's curtains on the nest boxes. Nest boxes should have no direct light on them. Generally, the South and East walls are the darkest when your birds are trying to lay their eggs
- 8-10 Hens per box



Inspect for mites/lice

- Dust bath with ashes (wood or coal) or a mixture of peat moss, DE, and elemental sulfur
- Use compressed air to clean out all corners/nest boxes, etc. Clean/sanitize nest boxes, roost bars, and houses with Pine Sol
- Remove and replace bedding material